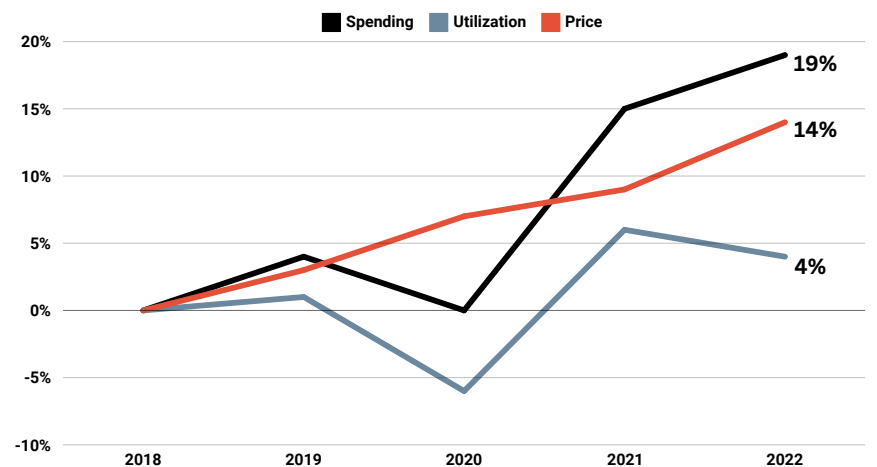


CLAIMS DATA ARE KEY TO UNDERSTANDING HEALTH CARE TRENDS

Claims Data Provide Price, Use and Spending Benchmarks

Claims data enable us to view trends over time, identify drivers of health care costs, and analyze the effects of policies on health care spending. By offering unique insights into how services are provided, coded and billed, claims data give decisionmakers information they need to bring about change in the health care system. Insights gained from claims data are foundational to increasing affordability, promoting market competition, and improving quality.

Cumulative Change in Spending, Utilization and Price, 2018-2022



Our free, publicly available tool provides average prices ranges for over

390

services at [HEALTHPRICES.ORG](https://www.healthprices.org)

CHEST CT SCAN

\$666

X-RAY OF HIP

\$55

MOLE REMOVAL

\$297

OFFICE VISIT

\$114

C-SECTION

\$19,410

AIC TEST

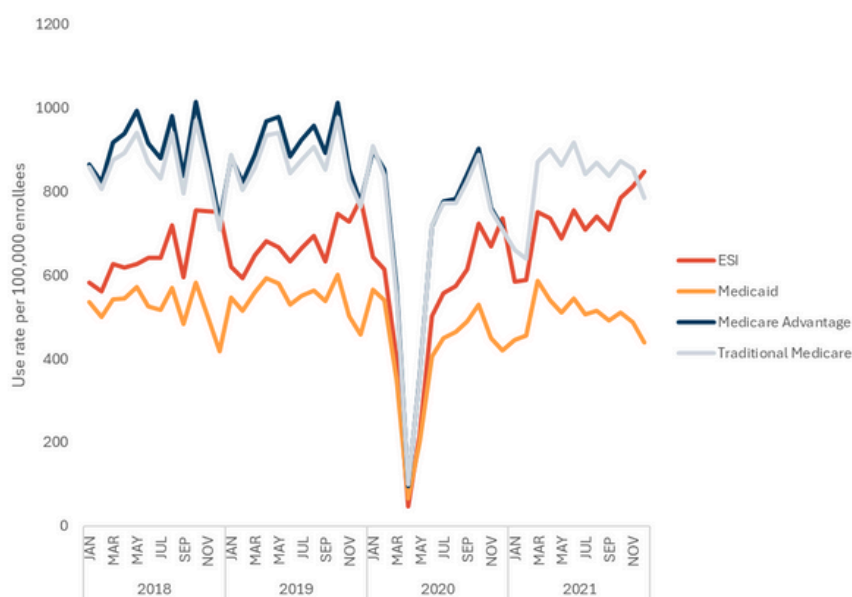
\$10

Price Transparency

[Healthprices.org](https://www.healthprices.org) shows the average prices for health care services in local metropolitan areas. The website includes a price comparison tool that illustrates how prices for the same service vary across the country and how those prices compare to what Medicare pays.

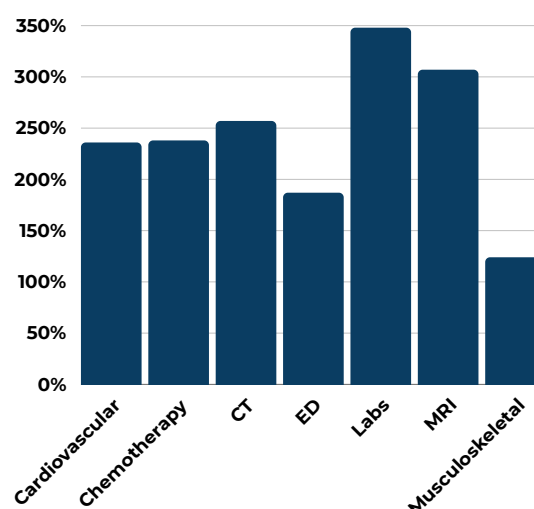
By leveraging the power of health care claims data, tools like HealthPrices.org work to promote and advance transparency.

Screening Colonoscopy Rates by Payer



Cross Payer Analyses Give a Complete Picture of the Health Care System

Average ESI Price Markup Relative to Medicare for Outpatient Procedures



Claims data from ESI, Medicare and Medicaid provide a window into the whole health care system. With data from the largest payers in the U.S., we can compare different demographic populations and uncover insights that are generalizable to the broader U.S. insured population.