

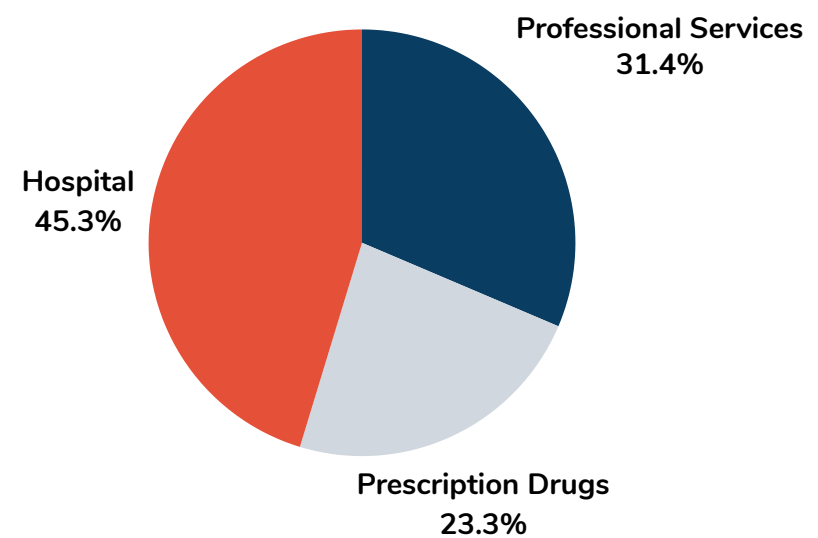
HOSPITAL PRICES

Hospital Spending

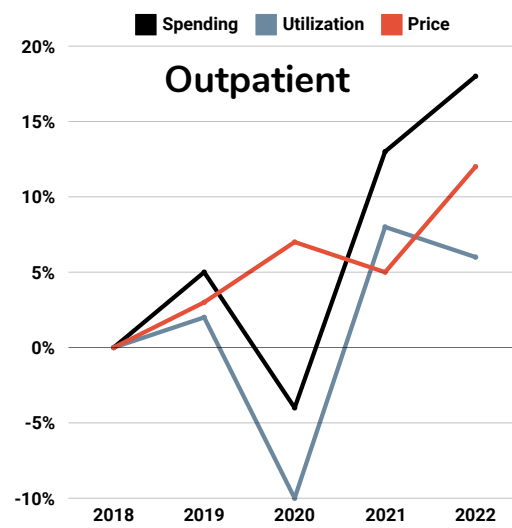
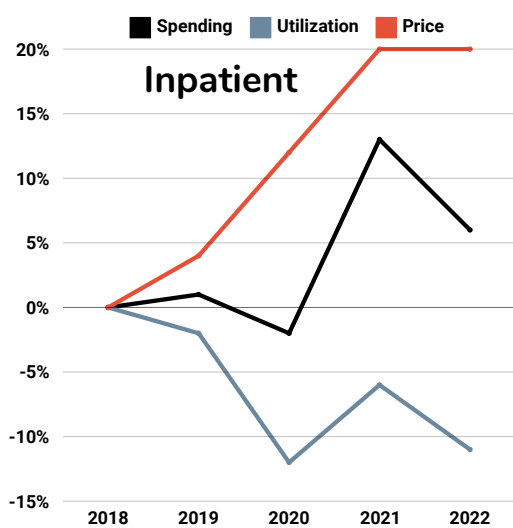
Annual spending per person grew to **\$6,711** in 2022, an increase of nearly **19%** from 2018. Hospital spending (inpatient + outpatient facility costs) made up the plurality of per person spending (**45.3%**).

Professional services made up **31.4%** of spending, and prescription drugs made up **23.3%** of spending.

Share of Spending per Person in 2022



Cumulative Percent Change in Inpatient and Outpatient Facility Spending per Person, Utilization, and Price



Hospital Prices Driving Hospital Spending

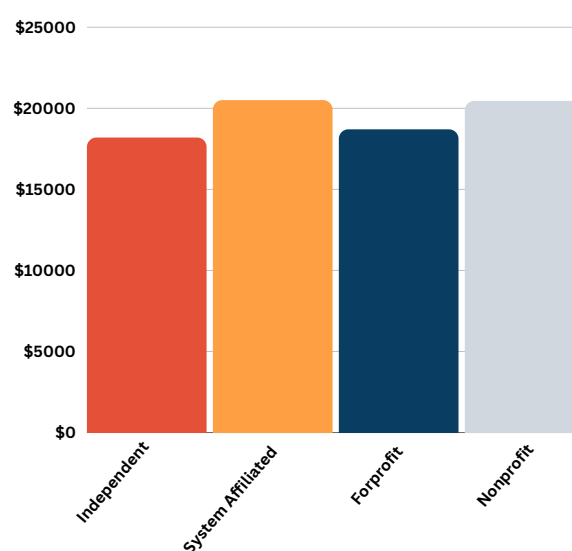
Per person spending on inpatient admissions grew by **6%** from 2018 to 2022. Utilization declined **11%** overall and in most of the top categories of inpatient services. Between 2018 and 2022, the average price of an inpatient admission increased by **20%**.

Per person spending on outpatient services increased by **18%** from 2018 to 2022. The cumulative change in utilization increased by **6%** but varied among subcategories. Average prices for outpatient services rose by **12%**.

System Affiliation and Nonprofit Status Affect Hospital Prices

System affiliated and nonprofit hospitals have higher inpatient prices and faster growth compared to independent and for profit hospitals. Read more about commercial inpatient hospital prices [here](#).

Adjusted Average Inpatient Prices in 2021



Adjusted Average Inpatient Prices 2012-2021

