



HEALTH CARE  
COST INSTITUTE

# HCCI's 2.0 Commercial Claims Research Dataset





# What is HCCI?

HCCI's mission is to *get to the heart* of the key issues impacting the U.S. health care system — by using the best data to get the best answers.

Our values are simple:

- Health care spending information should be transparent and easy to understand.
- Robust analytics can drive improvements in quality and value.
- Health care claims data should be accessible to all who have important questions.



# Good Data on Privately-Paid Health Care is Rare

- 170 million people in the US get health insurance through an employer – half the US population
- Largest population, by far, of people with health insurance
  - Historically, there has been more data about populations with other kinds of insurance (e.g. Medicare)
  - Led to a lack of data and insights about costs and spending in the employer-sponsored insurance market
  - *There are very few large, geographically diverse, multi-payer commercial claims datasets with real cost information in the US*
- HCCI fills this gap by licensing access to a large dataset of commercial claims to
  - Academic researchers at any college or university
  - Government agency researchers
  - Some research-focused non-profits



# Enabling World Class Research

HCCI's current research partners include:

Dartmouth

THE UNIVERSITY OF TEXAS  
MD Anderson  
Cancer Center



MEDPAC Medicare  
Payment Advisory  
Commission



Weill Cornell  
Medicine

Northwestern

AMERICAN ACADEMY of ACTUARIES  
*Objective. Independent. Effective.™*



UNIVERSITY OF MINNESOTA  
**Driven to Discover<sup>SM</sup>**



SOCIETY OF  
ACTUARIES®



HCCI also facilitates data access and research through foundation partnerships:

The  
Commonwealth  
Fund

ljaf  
laura and john arnold foundation®

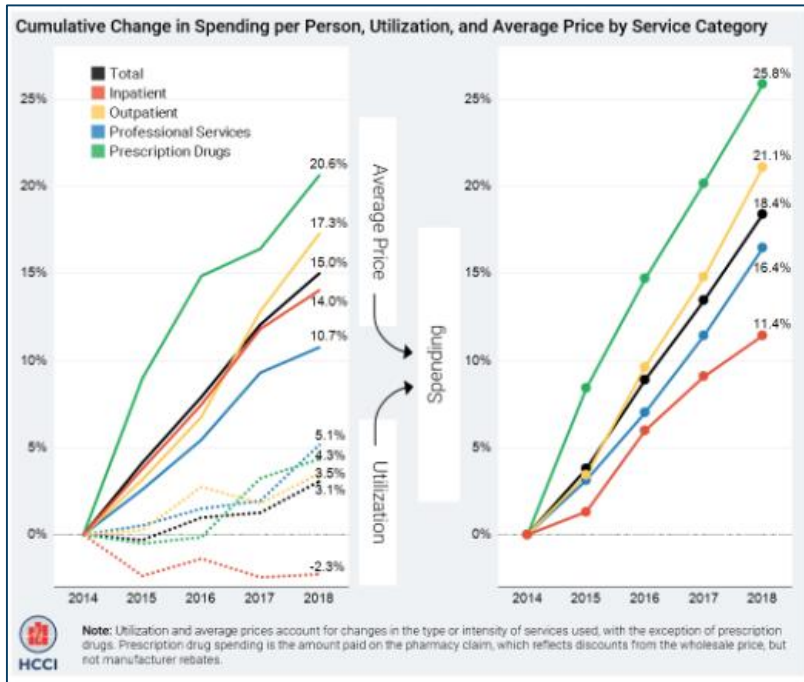
THE PEW CHARITABLE TRUSTS

Robert Wood Johnson Foundation



# Public Reporting: Benchmarks and Resources

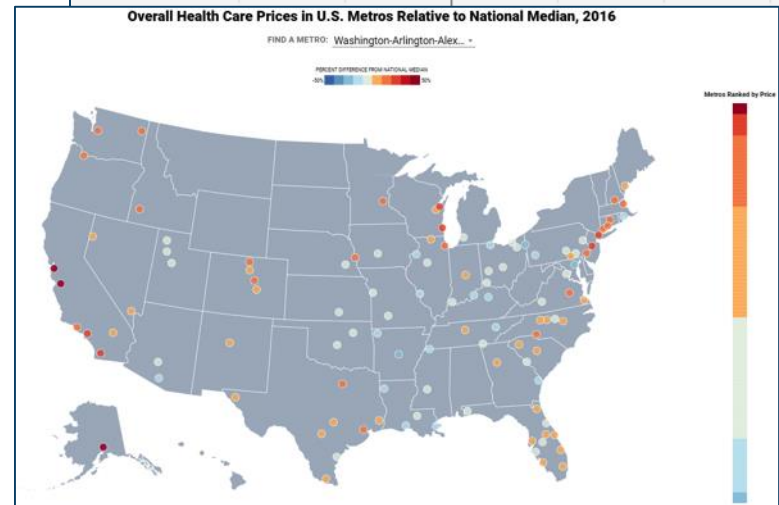
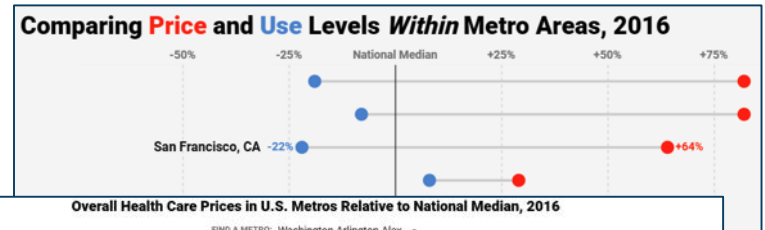
## Annual Health Care Cost and Utilization Report



- Tracks metrics year-over-year and over 5 years
- Weighted to reflect all people with employer-based insurance
- Downloadable and state-level data tables and data viz tools available

## Healthy Marketplace Index

supported by Robert Wood Johnson Foundation



- Tracks metrics year-over-year and various trend timeframes
- Reports for 112 metropolitan areas in the U.S.
- Downloadable data tables and interactive articles available



HEALTH CARE  
COST INSTITUTE

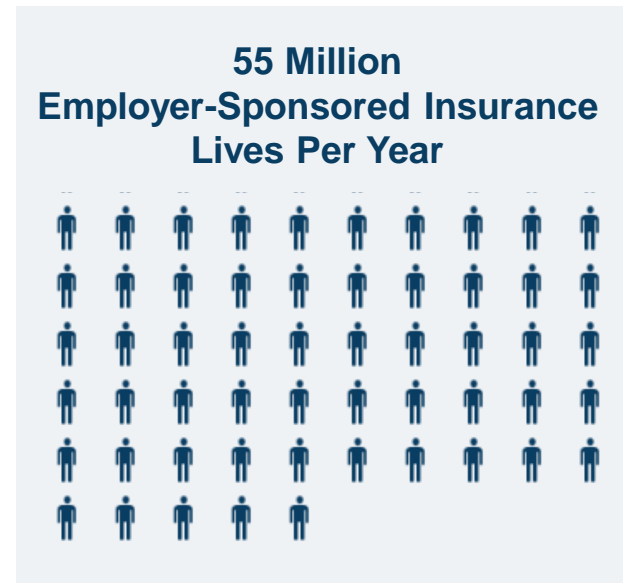
What Data Does HCCI Provide?





# HCCI's "2.0" Dataset

- Over 1 billion commercial claims per year
- Over 55 million covered lives per year
- Updated annually
- All year of data made available to all researchers
- Years available in 2020: 2012-2018
- All 50 states and D.C.
- De-identified, HIPAA and anti-trust compliant





# Designed by Researchers for Research

HCCI provides:

- Streamlined claims data to the fields used for research studies
- Descriptive statistics for each field
- Explanation of fields beyond simple definitions
- Common code repository
  - Data cleaning
  - Grouping claims into utilization measures
  - Identifying patient cohorts
- Crosswalks available alongside data on the server
  - Geographic crosswalks based on 5-digit ZIP code
  - Diagnosis crosswalks for ICD-9 and ICD-10
  - Service category crosswalks for DRG, CPT, NDC



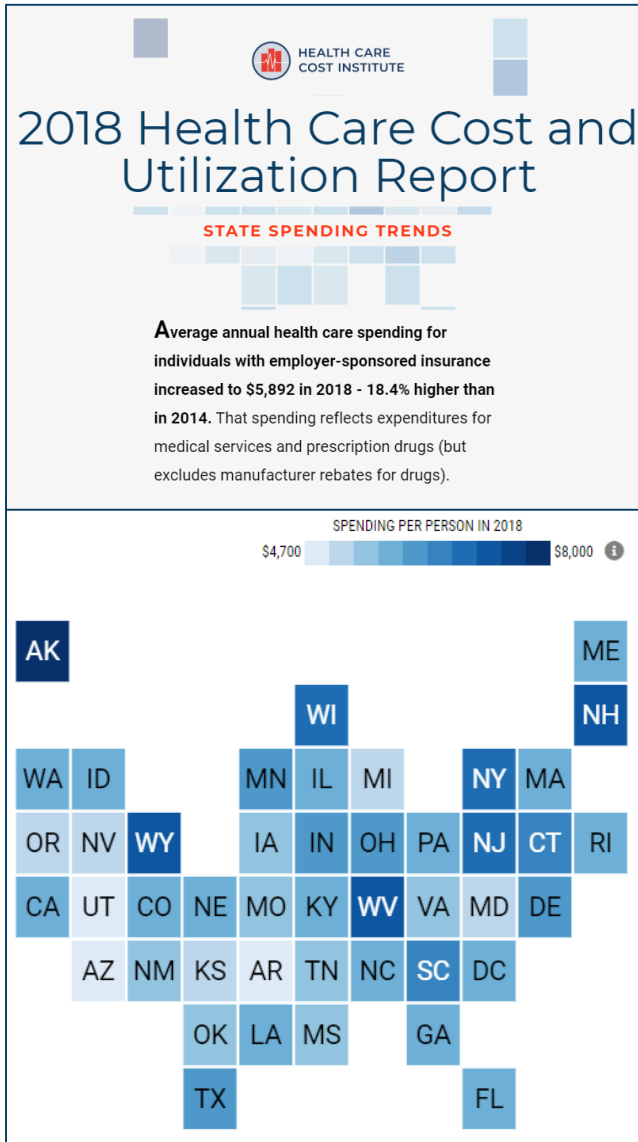


# What Makes HCCI Data Different?

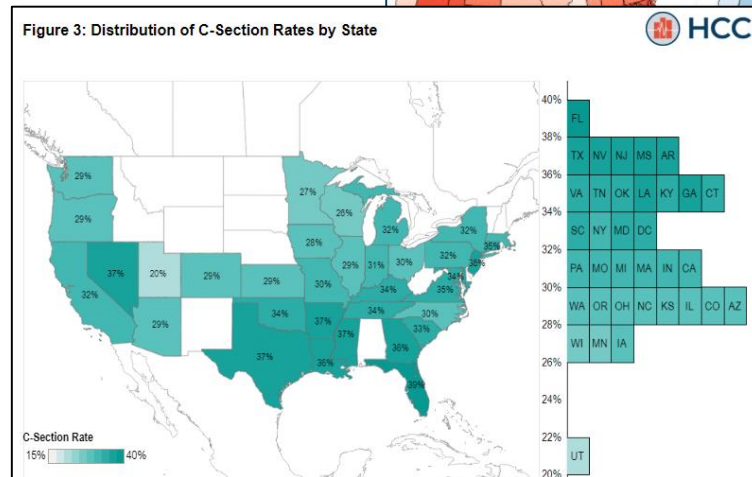
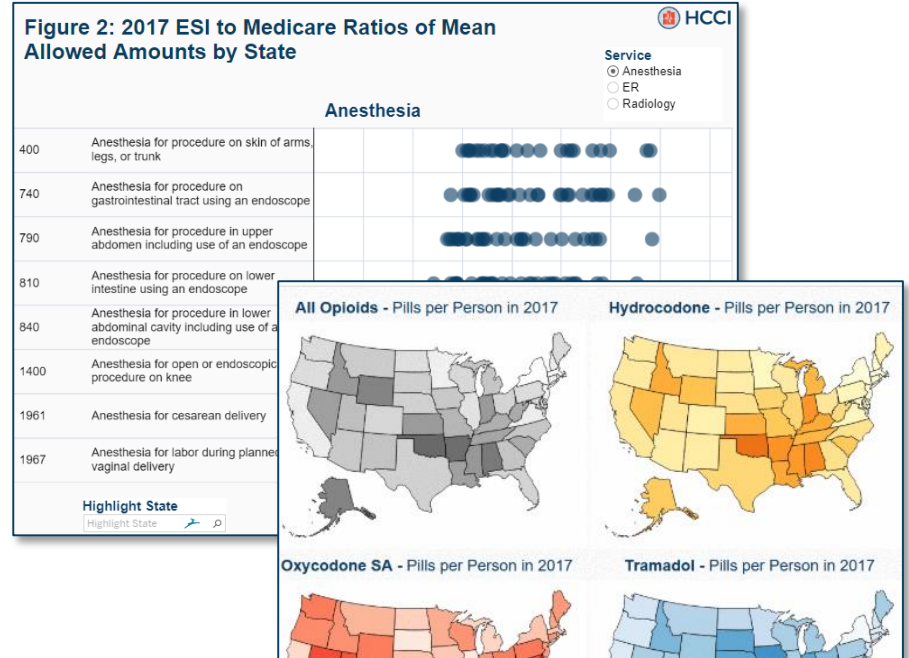
- Sourced directly from payers
  - Adjudicated claims with 6+ months of runout
- Covers all ESI lives the payer manages, either as the direct payer or ASO
  - Not sampled from certain employers, plan types, etc.
- Contains real payment information
  - Allowed amounts
  - Out-of-pocket payments
- Contains encrypted patient IDs to enable longitudinal analyses
- Provider IDs – encrypted NPIs
- Five-digit ZIP code of provider and patient
- Data views are statistically deidentified and certified by experts



# HCCI Data Enables State and Local Insights

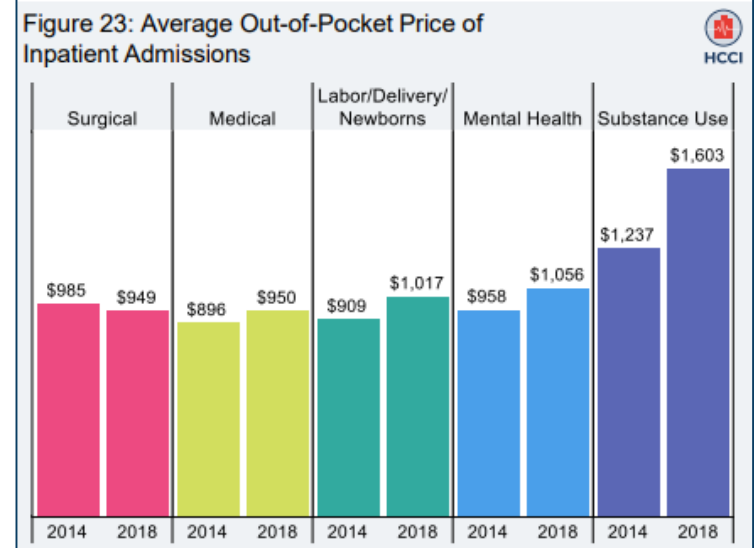
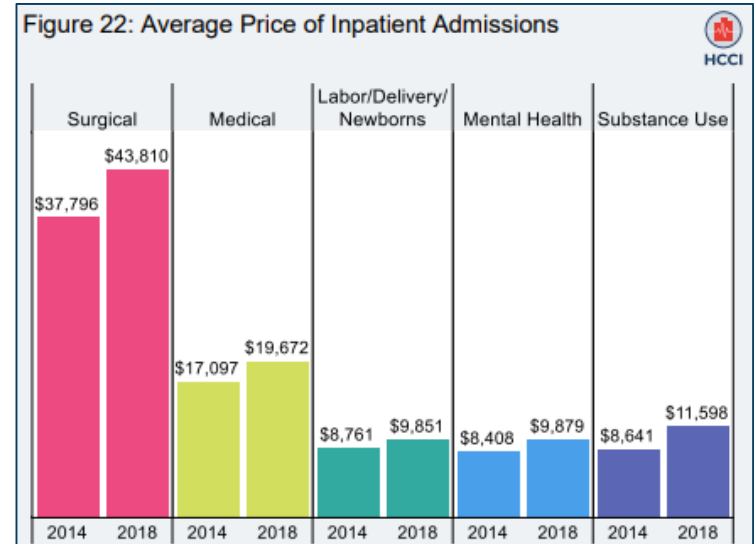
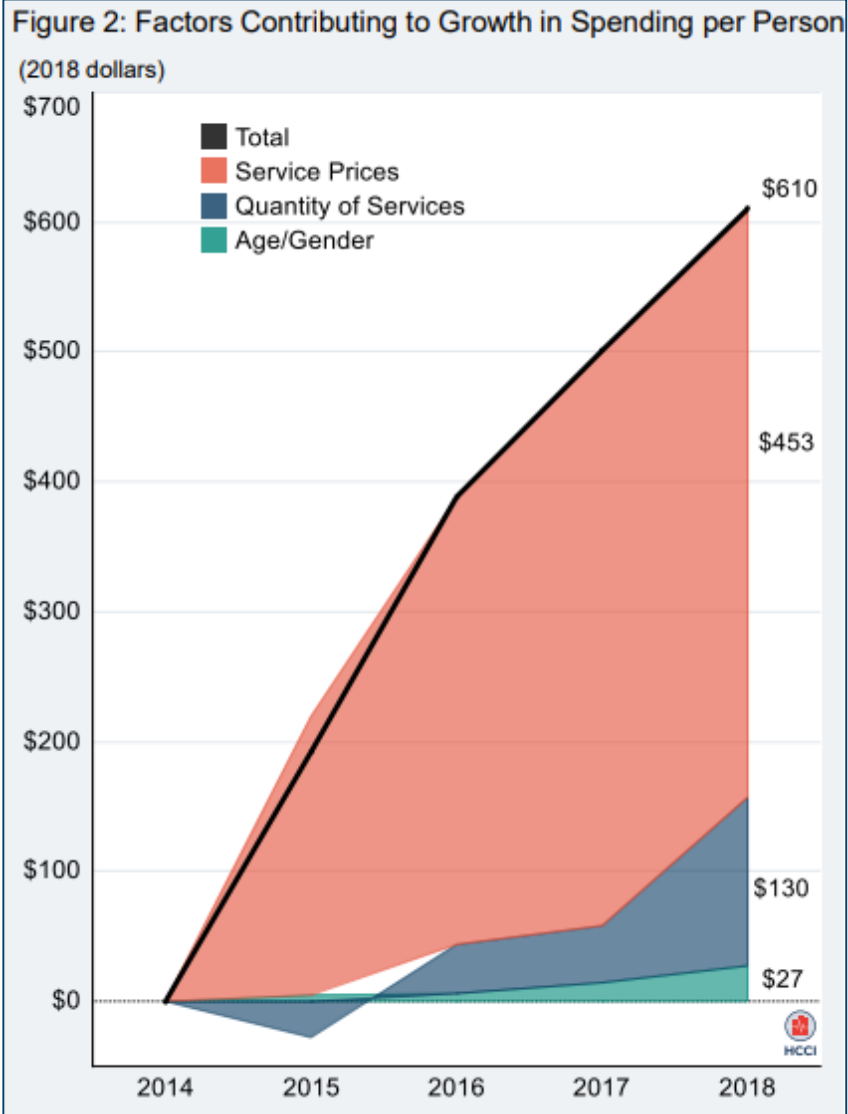


Many HCCI publications include state-level interactive tools





# HCCI Data Enables Spending and Price Analyses





HEALTH CARE  
COST INSTITUTE

# Accessing HCCI 2.0 Data





# Timeline and Pricing for Access

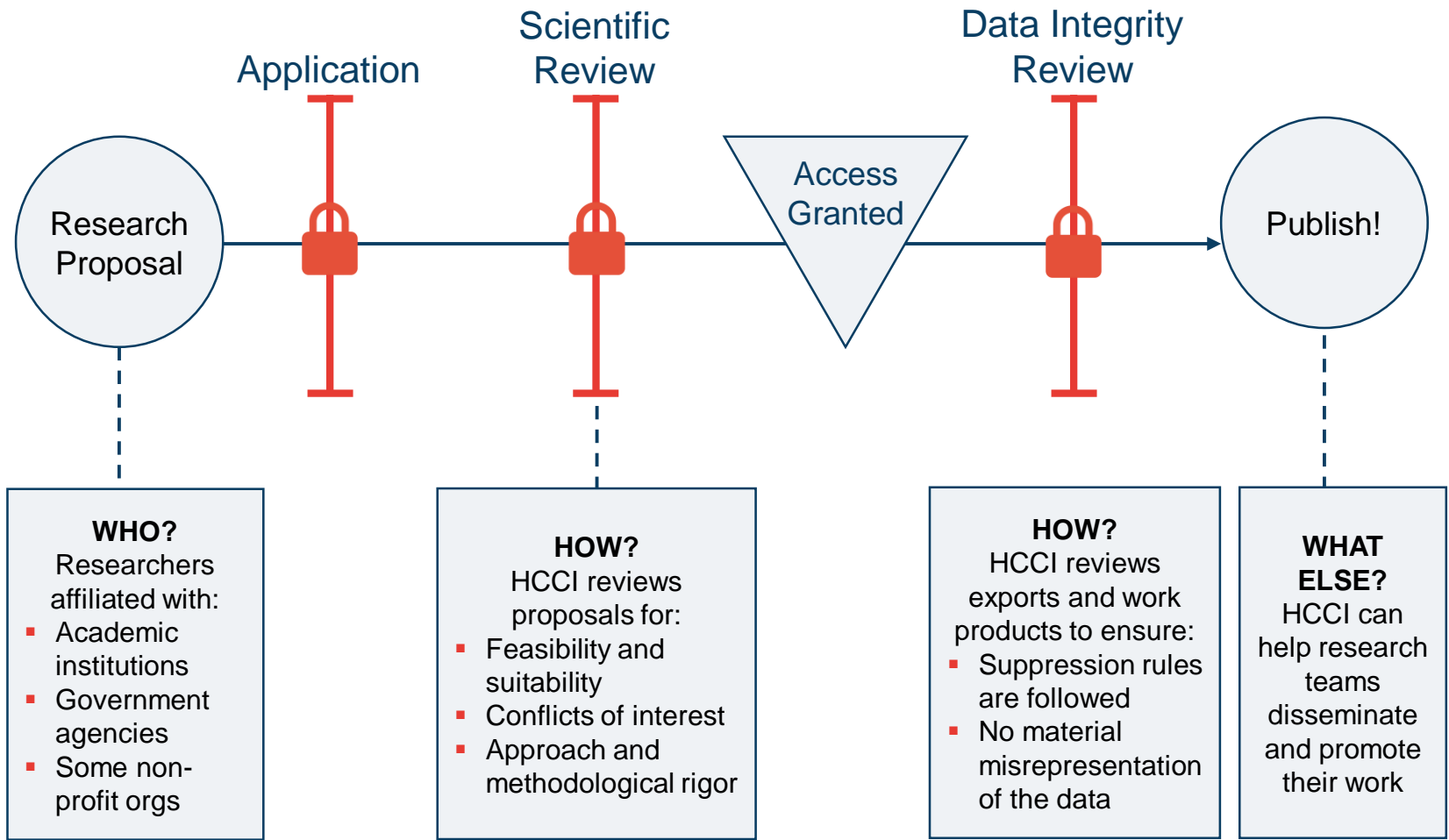
- The dataset is being built as we speak
- We will open the application process in December 2020
- Research teams will gain access to the data starting in January 2020
- Pricing details:

<p><b>PER PROJECT ANNUAL ACCESS FEE</b></p> <p><b>\$45,000 (2020)</b></p>	<p><b>PER PROJECT STUDENT ANNUAL ACCESS FEE</b></p> <p><b>\$15,000 (2020)</b></p>	<p><b>INSTITUTIONAL MEMBERSHIP</b></p> <p><b>Customized for each partner organization</b></p>
---	---	---

- HCCI partners with foundations and organizations to subsidize or sponsor research projects e.g. Health Data for Action



# HCCI Data Access: Who and How





# Available Resources and Updates

- Data dictionary and application are now live on HCCI's website!
- Sign up for HCCI's newsletter to receive periodic updates
- While you're on our website...
  - Check out HCCI's public use files and research studies for examples of what the data can do

HCCI Website:

[healthcostinstitute.org](http://healthcostinstitute.org)

Email Us Anytime:

[data@healthcostinstitute.org](mailto:data@healthcostinstitute.org)



HEALTH CARE  
COST INSTITUTE

Thank you!  
Questions?

